



Framework 365 User Manual
Microsoft Dynamics 365 Business Central

Roby Rasulo Ambrosiano

Microsys Srl

Marzo 2020



Rif.: Framework365-v15EN-UserManual.docx

Summary

Introduction	3
Document Purpose	3
Extension general information	4
License Code Management.....	4
Standard license permission page.....	5
Permission Range page.....	6



Rif.: Framework365-v15EN-UserManual.docx

Introduction

The **Framework 365** extension has the purpose of manage license codes for Microsys extensions and provide some utility to partners and users.

Document Purpose

This document purpose is to explain the application functionality for the **Framework 365** extension in order to make the user autonomous to require license and use functionalities.

Extension general information

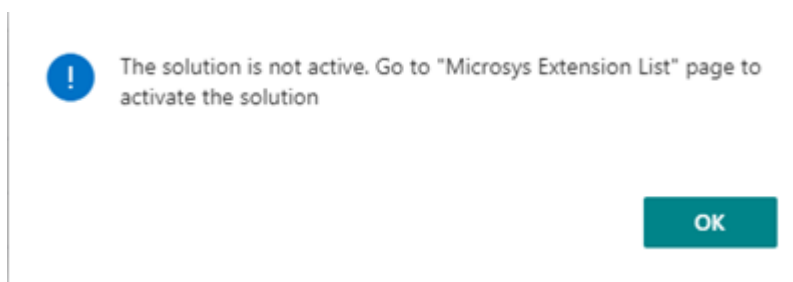


This is the app as you can see it in the extension list: it must be installed in order to install other Microsys applications, because they are directly dependent to it.

License Code Management

The activities required to user who want to activate an extension or renew a license are the following:

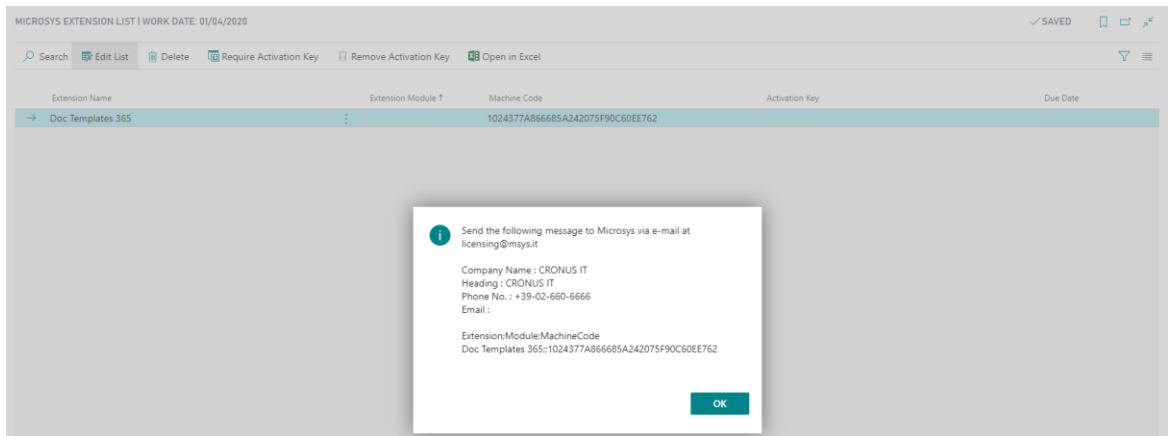
- When the user try to use a functionality under license without a valid Activation Key for the solution, an error is shown:



- Go to **Microsys Extension List** to activate a solution. Here you will see one function to require an Activation Key for selected extensions: this will show you a box with information

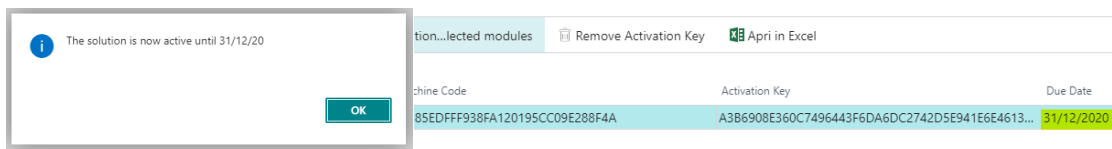
Rif.: Framework365-v15EN-UserManual.docx

required by Microsys you will have to copy and manually send via e-mail.



- After commercial agreements, user will receive an **Activation Key** from Microsys. He will have to insert it in the list and he will be notified that the solution is activated until the due date.

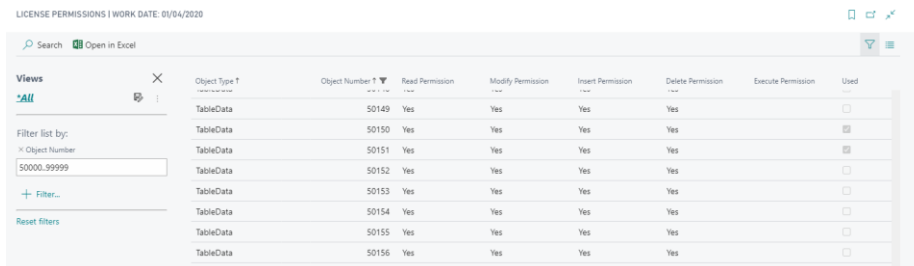
Machine Code	Activation Key
58285EDFFF938FA120195CC09E288F4A	A3B6908E360C7496443F6DA6DC2742D5E941E6E4613DC



Standard license permission page

The solution includes a page with the purpose of support user and partners for the identification of licensed objects. This feature is particularly useful for onPrem where objects have to be licensed.

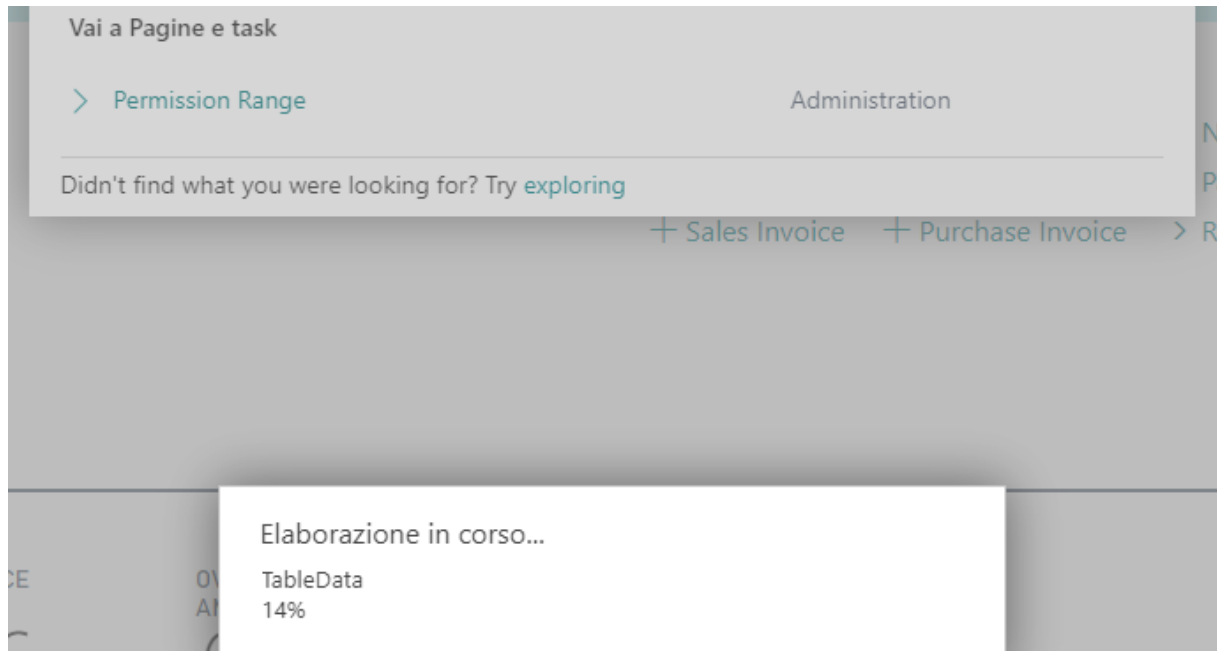
The page looks like as following: it is possible to filter for every field excluded "Used". The field "Used" show if the object is in use in an installed extension.






Object Type	Object Number	Read Permission	Modify Permission	Insert Permission	Delete Permission	Execute Permission	Used
TableData	50149	Yes	Yes	Yes	Yes		<input type="checkbox"/>
TableData	50150	Yes	Yes	Yes	Yes		<input checked="" type="checkbox"/>
TableData	50151	Yes	Yes	Yes	Yes		<input checked="" type="checkbox"/>
TableData	50152	Yes	Yes	Yes	Yes		<input type="checkbox"/>
TableData	50153	Yes	Yes	Yes	Yes		<input type="checkbox"/>
TableData	50154	Yes	Yes	Yes	Yes		<input type="checkbox"/>
TableData	50155	Yes	Yes	Yes	Yes		<input type="checkbox"/>
TableData	50156	Yes	Yes	Yes	Yes		<input type="checkbox"/>

Permission Range page

This page purpose is to show free PerTenant objects. This allows you to find a free object in range 50000-99999 more rapidly than the License Permission. The page opening requires a couple of seconds.



PERMISSION RANGE | DATA DEL LAVORO: 01/04/2020

Cerca  Open in Excel  

Object Type ↑	From ↑	To	Count Free
2	50000	99999	50000
4	50000	99999	50000
Codeunit	50000	50149	150
Codeunit	50153	99999	49847
Page	50000	50149	150
Page	50152	99999	49848
Query	50000	99999	50000
Report	50000	99999	50000
Table	50000	50149	150