



**Competence Managent and Extra Accounting
Microsoft Dynamics BC**

Microsys Srl



Sommario

Document Description	2
Prerequisites	2
General information and Activation Key request	2
Preliminary Setups	3
Extra Chart of Accounts	4
Extra General Journals	5
Extra Recurring General Journal	7
Accrual and Deferral Setup	7
Account Schedule	9
Column Layouts.....	9
Overview Account Schedules.....	10
Analysis views with Extra	10
Registration Maintenance	11
1. Move in batch	12
2. Delete.....	13
3. Navigate	13
Inv. To be Received Allocation	14
Invoice to be Issued Allocation.....	16
Allocation	18
Accruals and Deferral Codes	18
Sales Invoice	19
Purchase Invoice	22
General Journal	23
Navigate.....	23
Layout.....	24
Opposite Balance Sections Mod	24
Extr Account Sheet – Print.....	25



Rif.: Extracontabile365-v15EN-UserManual.docx

Document Description

You will be able to inform the responsible bodies so that they can decide to implement the appropriate corrective actions.

EXC management will allow the simulation of Annual Infra Closures to facilitate the writing of Profit & Loss.

With this App, you will have a ready-to-use procedure to create:

- Depreciation write-ins, detect depreciation costs on correct accounts
- Invoices to be issued / Received
- Simulated personnel registrations for standard cost detection
- Records of Simulation accruals and accruals by economic competence
- Check budget values with accounting values by outlining variance, by accounts and/or by dimensions with extra accounting.
- Allow the deletion of extra accounting writes and/or even the passage of simulated analytical writes in General Ledger when they are to become definitive in journal.

Prerequisites

The following App are requested:

- **Framework 365 (for the activation key)**

General information and Activation Key request

This is the app as you can see it in the extension list. You have to install the **Framework 365** Microsys app in order to install it.

The first thing to do is to activate the solution. To do that go to "Microsys Extension List", you will see something like:

Extension Name	Extension Module ↑	Machine Code
Doc Templates 365	⋮	58285EDFFF938FA120195CC09E288F4A



Rif.: Extracontabile365-v15EN-UserManual.docx

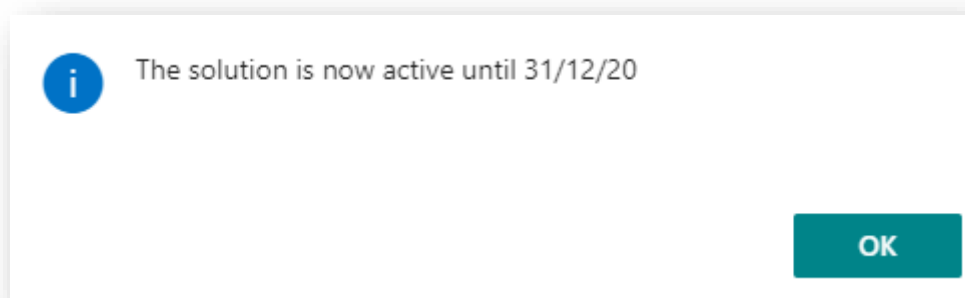
Click on "Get Activation key..." and a message will be prompted with the information required by Microsys to activate your solution:

 Send the following message to Microsys via e-mail at commerciale@msys.it

Company Name : CRONUS IT
Heading : CRONUS IT
Phone No. : +39-02-660-6666
Email :

Extension;Module;MachineCode
Doc Templates 365;;58285EDFFF938FA120195CC09E288F4A

When you receive from Microsys the Activation Key, insert it in the "Activation Key" field and you will be notified regarding the right activation of the solution and the due date:



Preliminary Setups

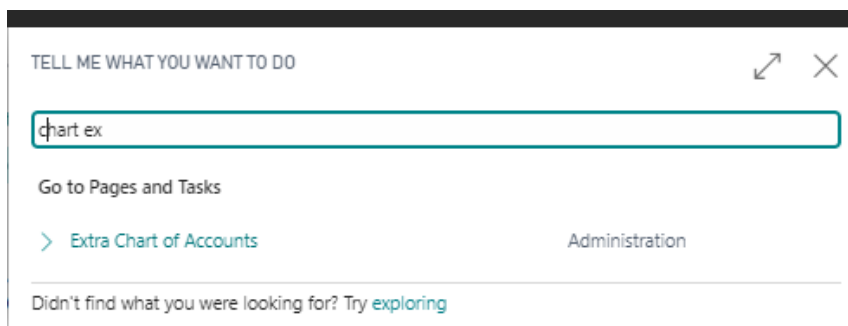
For a module to be built on Management Control, need the following primary functions:

- 1) Extra-accountable chart of accounts.
- 2) Extra-accountable recordings.
- 3) Periodic Extra-accountable Recordings.
- 4) Reconstructions Accounting Situations for Consunic/extra-accountable comparison.
- 5) Analysis by Dimensions with Cumulative Values of Report/Extra-Accountable.
- 6) Generation Invoices to receive (self-distorting).
- 7) Generate Invoices to issue (self-distorting), the ability to generate from Sales Orders or from job planning line.
- 8) Extra-accountable entry deletion function.
- 9) G/L Movement regeneration function from extra-accountable movements.
- 10) Dimension allocations, which will allow cost/revenue drivers to be reversed on a percentage basis.

11) Accruals and Deffered Extra

Extra Chart of Accounts

The accountant needs to check the total on behalf of the posted out-of-account entries.



← EXTRA CHART OF ACCOUNTS

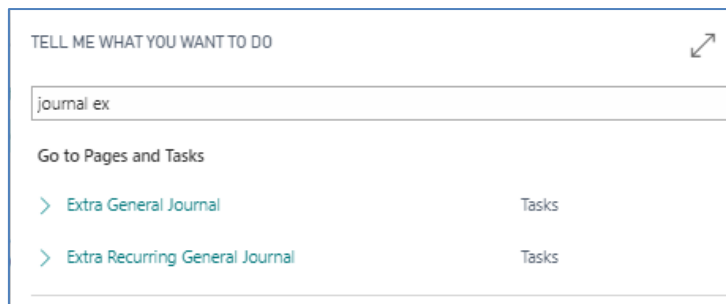
Search + New Edit List Delete Indent Chart of Accounts View Edit Copy GL Account G/L Extra Register Open

No.	Name	Income/Balance	Account Type	Section Type	Net Change	Balance	Budgeted Amount
→ 100000	STATO PATRIMONIALE	Balance Sheet	Begin-Total	Active	-	-	
100001	ATTIVITA'	Balance Sheet	Begin-Total	Active	-	-	
101000	CREDITO VERSO SOCI	Balance Sheet	Begin-Total	Active	-	-	
101001	CREDITI VERSO SOCI	Balance Sheet	Posting	Active	-	-	
101002	SOCI C/SOTTOSCRIZIONI	Balance Sheet	Posting	Active	-	-	
101099	TOT. CREDITO VERSO SOCI	Balance Sheet	End-Total	Active	-	-	
101100	IMMOBILIZZAZIONI IMM...	Balance Sheet	Begin-Total	Active	-	-	
101101	SPESE DI IMPIANTO	Balance Sheet	Posting	Active	-	-	
101102	BREVETTI	Balance Sheet	Posting	Active	-	-	
101103	AVVIAMENTO	Balance Sheet	Posting	Active	-	-	
101104	ONERI PLURIENNALI	Balance Sheet	Posting	Active	-	-	
101105	COSTI PER BENI IN LEASI...	Balance Sheet	Posting	Active	-	-	
101106	SOFTWARE	Balance Sheet	Posting	Active	-	-	
101107	MANUTENZIONI E RIPAR...	Balance Sheet	Posting	Active	-	-	
101108	COSTI RICERCA E SVILUP...	Balance Sheet	Posting	Active	-	-	
101109	OPERE SU BENI DI TERZI	Balance Sheet	Posting	Active	-	-	
101110	ONERI REGISTRAZ. PROD...	Balance Sheet	Posting	Active	-	-	
101111	SPESE PUBBLICITARIE DA ...	Balance Sheet	Posting	Active	-	-	

Initially this chart of accounts will be empty. Launch the Copy G/L Accounts function to automatically insert all accounts on the accounting chart. If you enter a new account on the official Chart of Accounts, the G/L account copy function must be relaunched to integrate the new G/L account into the extra chart of accounts.

Extra General Journals

A new view is required to be created that allows the posting of G/L writes, writes whose destination is not the journal book, and which can be easily searched and comparable to general ledger accounting data. Example:



← EXTRA GENERAL JOURNAL

Batch Name DEFAULT

Manage Post Dimensions | More options

Posting Date	Operation Occurred Date	Document Type	Document No.	Account Type	Account No.	Description	Debit Amount	Credit Amount	Bal. Account Type	Bal. Account No.
15/06/2020	15/06/2020		TEST	G/L Account	101101	SPESE DI IMPIANTO	100,00		G/L Account	
→ 15/06/2020	:	15/06/2020	TEST	G/L Account	101104	ONERI PLURIENNALI		100,00	G/L Account	

The extra general Journal must be generated in a historical Extra G/L Entries.

← EXTRA CHART OF ACCOUNTS

Search New Edit List Delete Indent Chart of Accounts View Edit Copy GL Account G/L Extra Register Open

No.	Name	Income/Balance	Account Type	Section Type	Net Change	Balance	Budgeted Amount
→ 100000	STATO PATRIMONIALE	Balance Sheet	Begin-Total	Active	-	-	
100001	ATTIVITA'	Balance Sheet	Begin-Total	Active	-	-	
101000	CREDITO VERSO SOCI	Balance Sheet	Begin-Total	Active	-	-	
101001	CREDITI VERSO SOCI	Balance Sheet	Posting	Active	-	-	
101002	SOCI C/SOTTOSCRIZIONI	Balance Sheet	Posting	Active	-	-	
101099	TOT. CREDITO VERSO SOCI	Balance Sheet	End-Total	Active	-	-	
101100	IMMOBILIZZAZIONI IMM...	Balance Sheet	Begin-Total	Active	-	-	
101101	SPESE DI IMPIANTO	Balance Sheet	Posting	Active	100,00	100,00	
101102	BREVETTI	Balance Sheet	Posting	Active	-	-	
101103	AVVIAMENTO	Balance Sheet	Posting	Active	-	-	
101104	ONERI PLURIENNALI	Balance Sheet	Posting	Active	-100,00	-100,00	

← G/L EXTRA REGISTERS

Search General Ledger Open in Excel | More options

No. ↑	Creation Date	User ID	Source Code	Journal Batch Name	
→ 1	:	15/06/2020	CBC\RSAVIANO	COGE	DEFAULT

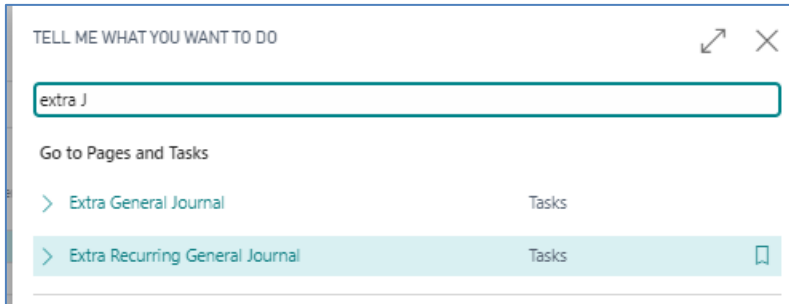
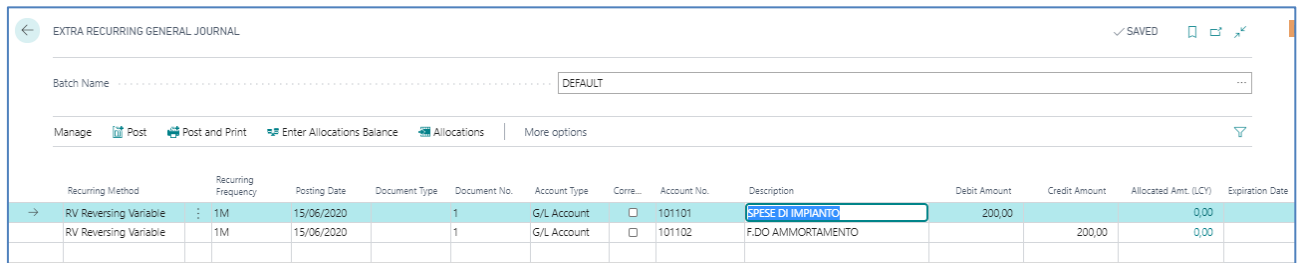
← ENTRY G/L EXTRA

Search Move in Batch Delete Reverse Register... Navigate Open in Excel | More options

Entry No. ↓	Transaction No.	G/L Account No.	Posting Date	Document Type	Document No.	Description	Bal. Account No.	Amount	BUSINESS CODICE	IC CODICE	User ID	Source Code
→ 1	1	101101	15/06/2020	TEST		SPESE DI IMPIANTO		100,00			CBC\RSAVIA...	COGE
2	1	101104	15/06/2020	TEST		ONERI PLURIENNALI		-100,00			CBC\RSAVIA...	COGE

Extra Recurring General Journal

For recurring writes (e.g. personal cost journal, depreciation and amortization journal, miscellaneous provisions posting) a new view is required that allows periodic G/L writes to be posted, writes whose destination is not the journal book, and which can be easily accessed. Example:

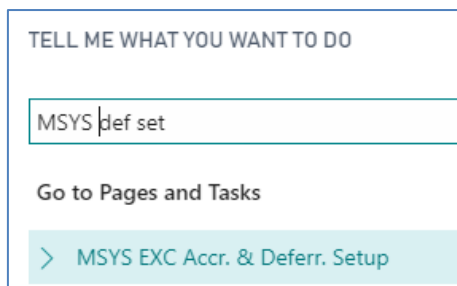
EXTRA RECURRING GENERAL JOURNAL

Batch Name: DEFAULT

Manage | Post | Post and Print | Enter Allocations Balance | Allocations | More options

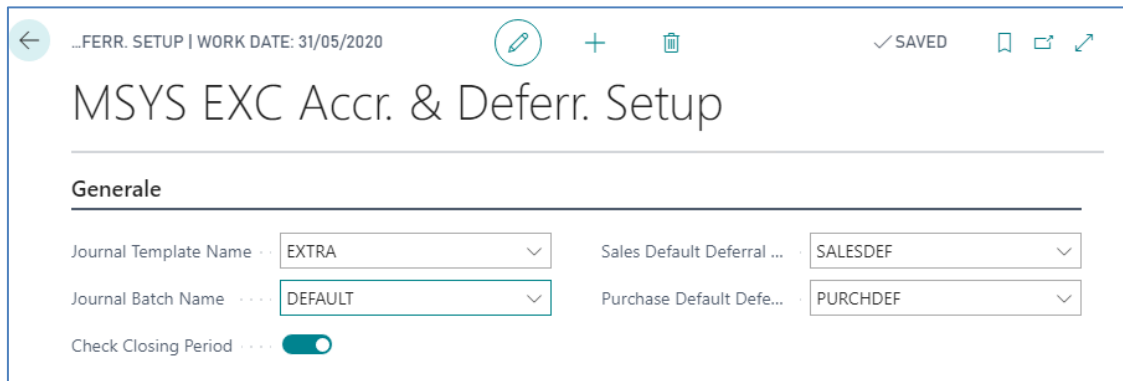
Recurring Method	Recurring Frequency	Posting Date	Document Type	Document No.	Account Type	Corre...	Account No.	Description	Debit Amount	Credit Amount	Allocated Amt. (LCY)	Expiration Date
→ RV Reversing Variable	1M	15/06/2020		1	G/L Account	<input type="checkbox"/>	101101	SPESE DI IMPIANTO	200,00		0,00	
RV Reversing Variable	1M	15/06/2020		1	G/L Account	<input type="checkbox"/>	101102	FDO AMMORTAMENTO		200,00	0,00	

Accrual and Deferral Setup



in this setup you need to identify:

- **Journal Template Name** insert a def that is extra-accountable
- **Journal Batch Name** insert a batch that is extra-accountable
- **Check Closing Period** whether the company closes its balance sheet every month. the system will report all previous periods (rates) to the date of the posting month (rates).



...FERR. SETUP | WORK DATE: 31/05/2020

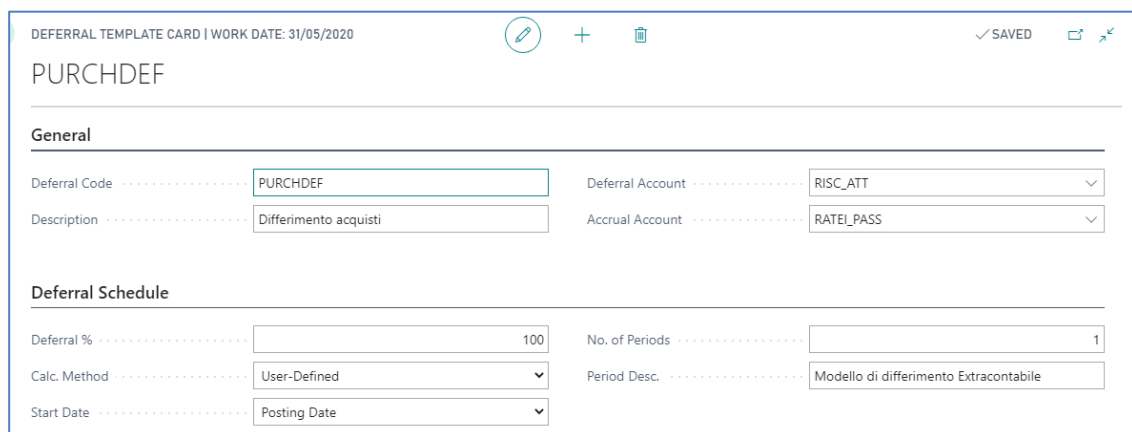
MSYS EXC Accr. & Deferr. Setup

Generale

Journal Template Name: EXTRA
 Journal Batch Name: DEFAULT
 Check Closing Period:

Sales Default Deferral: SALESDEF
 Purchase Default Defe...: PURCHDEF

- **Purchase Default Deferral** indicate in this setup a deferral template that can be used automatically by the system if you specify start date and end date in Purchase documents:



DEFERRAL TEMPLATE CARD | WORK DATE: 31/05/2020

PURCHDEF

General

Deferral Code: PURCHDEF
 Description: Differimento acquisti

Deferral Account: RISC_ATT
 Accrual Account: RATEL_PASS

Deferral Schedule

Deferral %: 100
 Calc. Method: User-Defined
 Start Date: Posting Date

No. of Periods: 1
 Period Desc.: Modello di differimento Extracontabile

*Create a New GL Account

- **Sales Default Deferral** indicate in this setup a deferral template that can be used automatically by the system if you specify start date and end date in documents:

← DEFERRAL TEMPLATE CARD | WORK DATE: 31/05/2020
✎ + 🗑
✓ SAVED 🔄

SALESDEF

General

Deferral Code SALESDEF	Deferral Account RISC_PASS
Description Differimento vendite	Accrual Account RATEI_ATT

Deferral Schedule

Deferral % 100	No. of Periods 10
Calc. Method User-Defined	Period Desc. Modello differimento base Extra
Start Date Posting Date	

*Create a New GL Account

Account Schedule

From the accounting situation, you can generate balance sheet reclassifications that take into account both ledger entries and Extra accountable entries. This will allow you to close infrannual balance sheets by checking and extracting a summary accounting situation. The standard functionality of "accounting situations" can be appropriately completed with the management of out-of-accountable balances. To do this we need to implement a change in the Column Layout Setup that allows you to choose even the extra movements.

TELL ME WHAT YOU WANT TO DO

ACCOUNT SCH

Go to Pages and Tasks

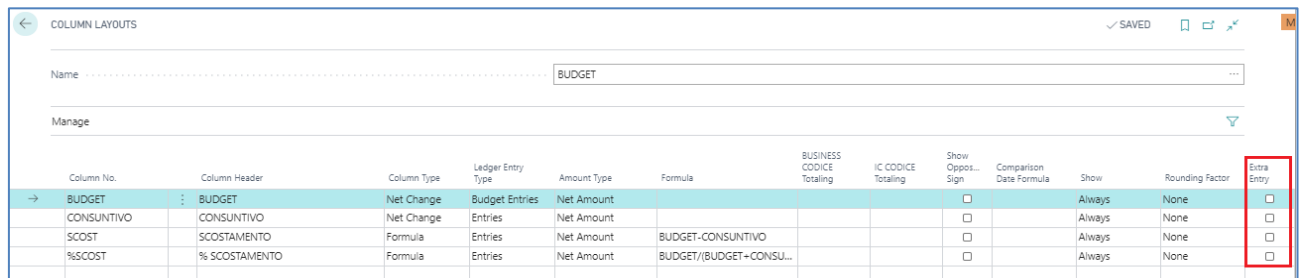
- > Account Schedule KPI Web Service Administration
- > Account Schedule KPI Web Service Setup Administration

Go to Reports and Analysis

- 📄 Account Schedule Reports and Analysis
- 📄 Account Schedules Reports and Analysis

Column Layouts

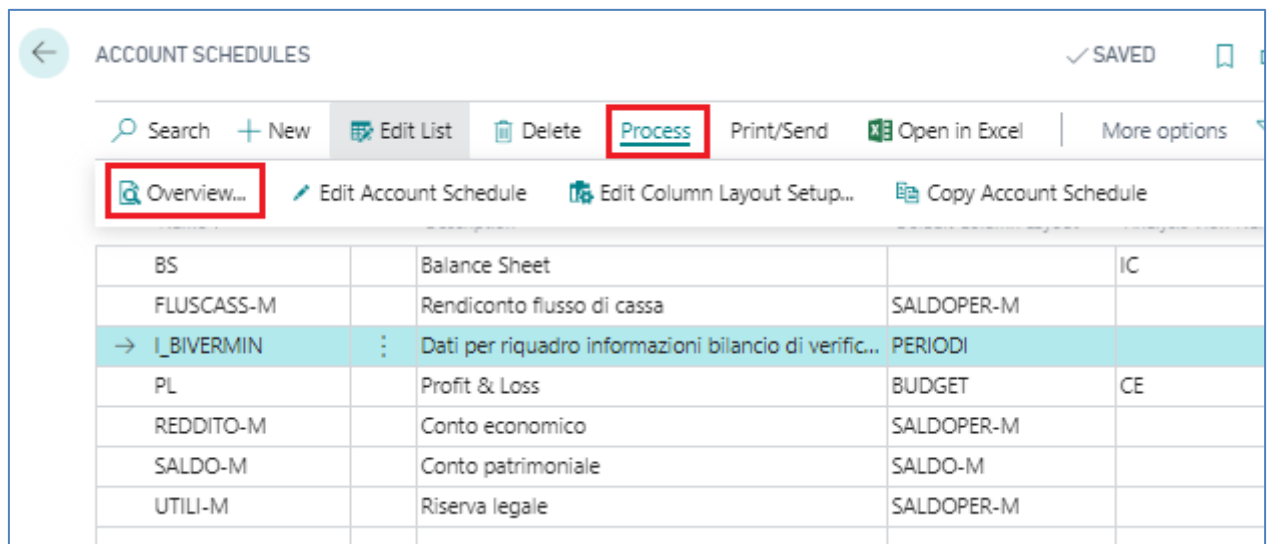
Place a check mark in the extra entry column to view extra accounting entries.



Column No.	Column Header	Column Type	Ledger Entry Type	Amount Type	Formula	BUSINESS CODICE Totalling	IC CODICE Totalling	Show Oppos. Sign	Comparison Date Formula	Show	Rounding Factor	Extra Entry
→ BUDGET	BUDGET	Net Change	Budget Entries	Net Amount				<input type="checkbox"/>		Always	None	<input type="checkbox"/>
CONSUNTIVO	CONSUNTIVO	Net Change	Entries	Net Amount				<input type="checkbox"/>		Always	None	<input type="checkbox"/>
SCOST	SCOSTAMENTO	Formula	Entries	Net Amount	BUDGET-CONSUNTIVO			<input type="checkbox"/>		Always	None	<input type="checkbox"/>
%SCOST	% SCOSTAMENTO	Formula	Entries	Net Amount	BUDGET/(BUDGET-CONSUNTIVO)			<input type="checkbox"/>		Always	None	<input type="checkbox"/>

Overview Account Schedules

The system reads in the column set with the Extra Movements the movements generated by the extra-accountable recordings.



Account Code	Description	IC
BS	Balance Sheet	IC
FLUSCASS-M	Rendiconto flusso di cassa	SALDOPER-M
→ I_BIVERMIN	Dati per riquadro informazioni bilancio di verific...	PERIODI
PL	Profit & Loss	BUDGET
REDDITO-M	Conto economico	SALDOPER-M
SALDO-M	Conto patrimoniale	SALDO-M
UTILI-M	Riserva legale	SALDOPER-M

Analysis views with Extra

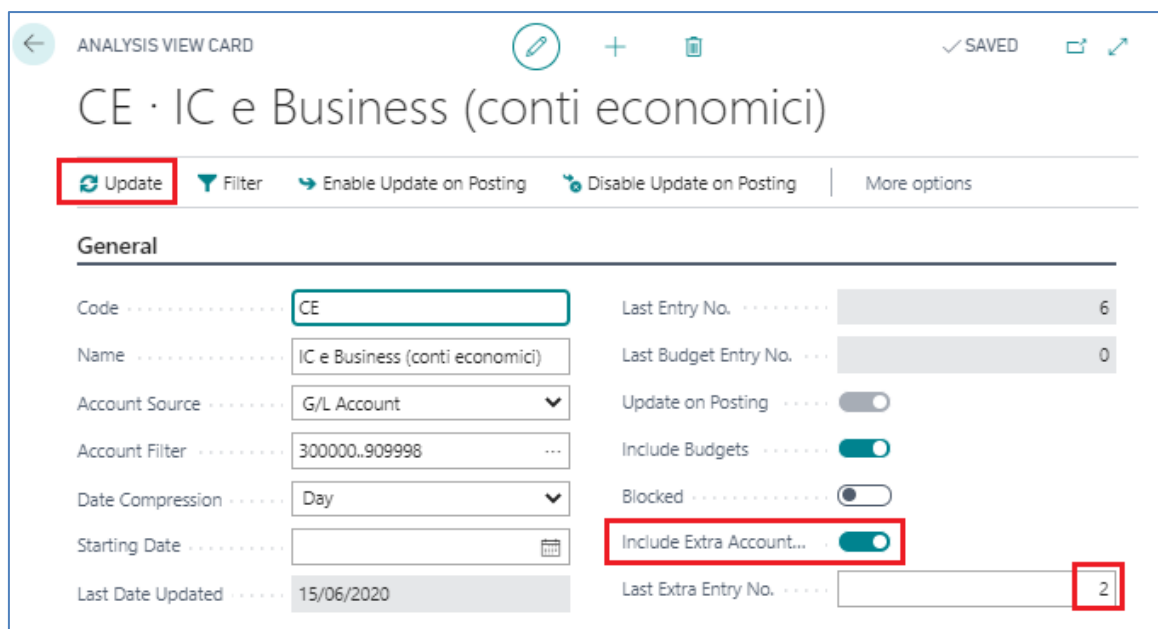
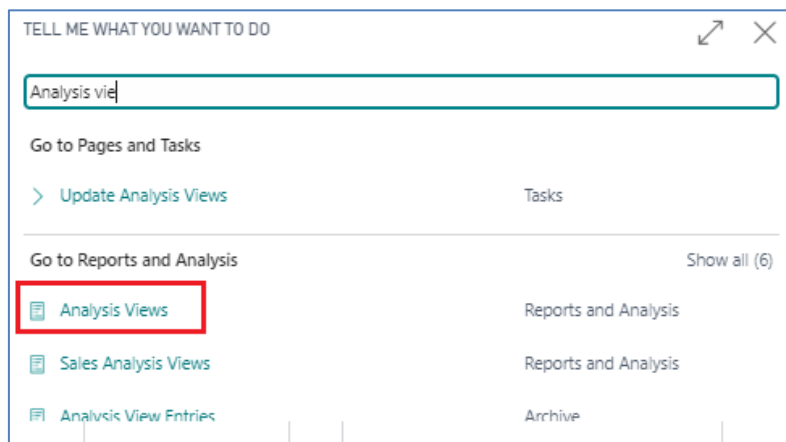
In order to view in some reporting tools the complete information of the dimensional values entered at registration time, you must set the "Analysis View" codes that you want to process. The data can be viewed for Actual Entries, Budget Entries, etc.

You will need to enter the ability to see extra movements as well.

For this reason, the "Include Extra Accountant" flag should be added to the dimension analysis.

The update button will allow you to integrate all extra-accountable writes into the analyses by size.

The "Last No. Mov. Extras."



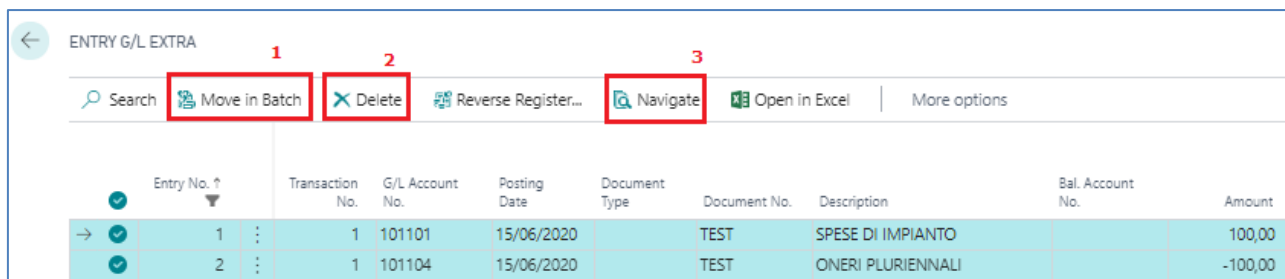
When the Analysis view is made, the user must be able to choose to view the Ledger entries Extras to verify the total reclassifications of the drivers allocated to the postings.

Registration Maintenance

You can delete extra-accountable writes, batch them, or view them from Extra Logs:



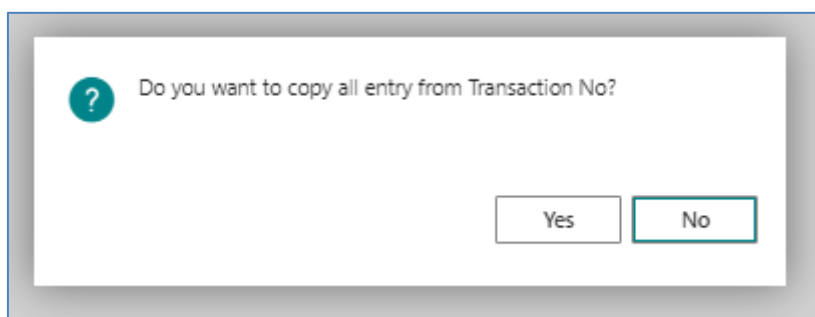
Get in to General Ledger Entries:

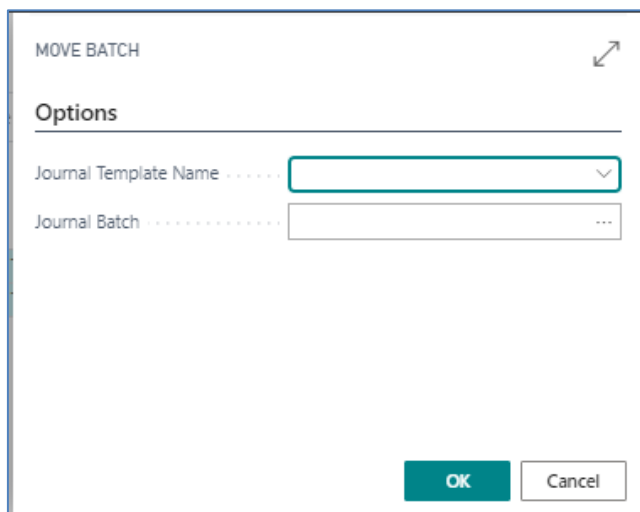


1. Move in batch


Writes can be moved to the posting batch (accounting or extra).

The system will ask for a copy check, with a confirmation from the user you will be prompted to choose the batch and the posting def to copy the writes to.



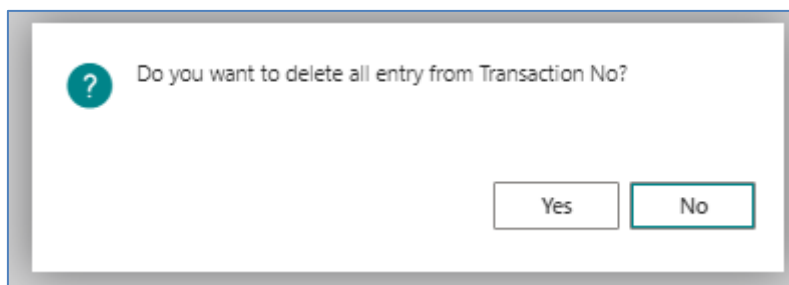


Once you've chosen Journal Template Name and Journal batch the system will generate a confirmation warning.



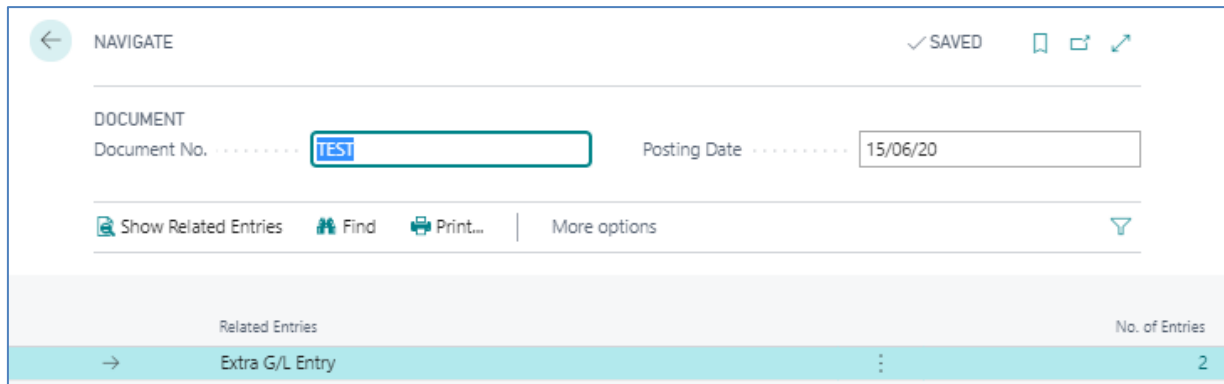
2. Delete

This feature deletes an extra-accountable recording. Select the data to delete and click the delete button, the system will generate a confirmation message before deleting the entries:



3. Navigate

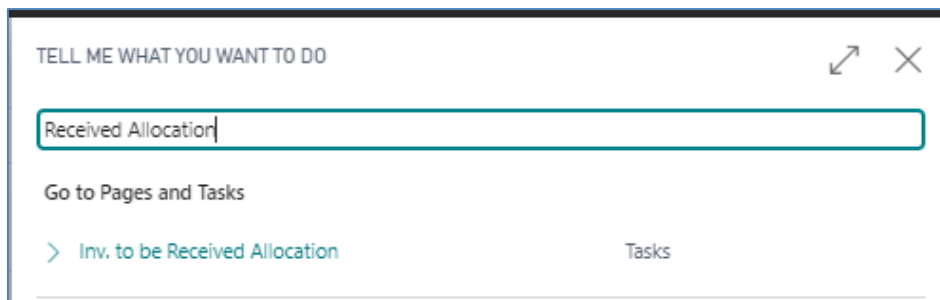
Any extra movement can be navigated:



The screenshot shows a 'NAVIGATE' window with a 'DOCUMENT' section containing 'Document No.' (TEST) and 'Posting Date' (15/06/20). Below this are buttons for 'Show Related Entries', 'Find', 'Print...', and 'More options'. At the bottom, a table lists 'Related Entries' with one entry: 'Extra G/L Entry' with a count of '2'.

Related Entries	No. of Entries
→ Extra G/L Entry	2

Inv. To be Received Allocation

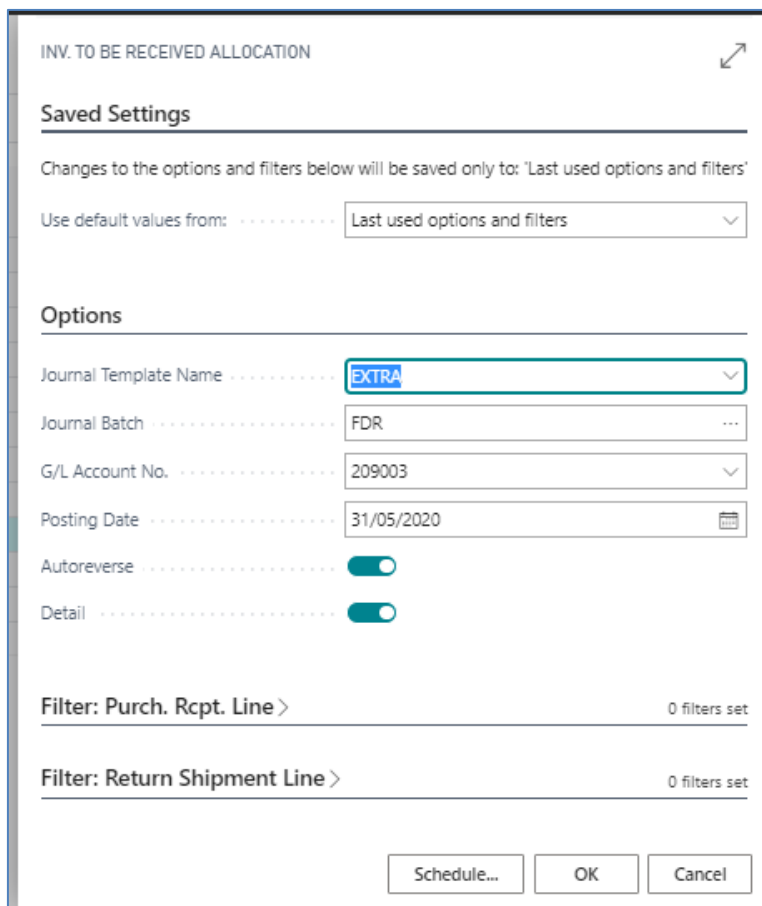


The screenshot shows a search dialog box titled 'TELL ME WHAT YOU WANT TO DO'. The search term 'Received Allocation' is entered in the input field. Below the input field, the text 'Go to Pages and Tasks' is displayed, followed by a list item '> Inv. to be Received Allocation' with the word 'Tasks' to its right.

Indicate:

Rif.: Extracontabile365-v15EN-UserManual.docx

- 1) Journal Template Name (during the year indicate a management extra batch)
- 2) indicate invoice account to be received
- 3) indicate the end date of the allocation
- 4) select the Autoreverse field if it is allocated in infrannual balance
- 5) Detail if you want to have the detail of the load lines that you are allocating



Lines will be generated on posting batches that will have the detail on the No. and will be Autoreverse in the sense that a line will be inserted into the batch the day after the posting date indicated on the report:



Rif.: Extracontabile365-v15EN-UserManual.docx

EXTRA GENERAL JOURNAL											
Batch Name FDR											
Manage Post Dimensions More options											
	Posting Date	Operation Occurred Date	Document Type	Document No.	Account Type	Account No.	Description	Debit Amount	Credit Amount	Bal. Account Type	Bal. Account No.
→	30/06/2020	30/06/2020		20CAR-00001	G/L Account	301003	Stanz. Ft. Ric. FORNITORE TEST	100,00		G/L Account	209003
	30/06/2020	30/06/2020		20CAR-00002	G/L Account	301003	Stanz. Ft. Ric. FORNITORE TEST	500,00		G/L Account	209003
	30/06/2020	30/06/2020		20CAR-00003	G/L Account	301003	Stanz. Ft. Ric. FORNITORE TEST	50,00		G/L Account	209003
	30/06/2020	30/06/2020		20CAR-00005	G/L Account	301601	Stanz. Ft. Ric. FORNITORE TEST	17.460,00		G/L Account	209003
	30/06/2020	30/06/2020		20CAR-00007	G/L Account	105012	Stanz. Ft. Ric. FORNITORE TEST	100,00		G/L Account	209003
	30/06/2020	30/06/2020		20CAR-00007	G/L Account	301601	Stanz. Ft. Ric. FORNITORE TEST	50,00		G/L Account	209003
	01/07/2020	01/07/2020		20CAR-00001	G/L Account	301003	Stanz. Ft. Ric. FORNITORE TEST		100,00	G/L Account	209003
	01/07/2020	01/07/2020		20CAR-00002	G/L Account	301003	Stanz. Ft. Ric. FORNITORE TEST		500,00	G/L Account	209003
	01/07/2020	01/07/2020		20CAR-00003	G/L Account	301003	Stanz. Ft. Ric. FORNITORE TEST		50,00	G/L Account	209003
	01/07/2020	01/07/2020		20CAR-00005	G/L Account	301601	Stanz. Ft. Ric. FORNITORE TEST		17.460,00	G/L Account	209003
	01/07/2020	01/07/2020		20CAR-00007	G/L Account	105012	Stanz. Ft. Ric. FORNITORE TEST		100,00	G/L Account	209003
	01/07/2020	01/07/2020		20CAR-00007	G/L Account	301601	Stanz. Ft. Ric. FORNITORE TEST		50,00	G/L Account	209003

Invoice to be Issued Allocation

Indicate the following information in the report:

Rif.: Extracontabile365-v15EN-UserManual.docx

- 1) Journal Template Name (during the year indicate a management extra batch)
- 2) indicate invoice account to be issued
- 3) indicate the end date of the allocation
- 4) select the Autoreverse field if it is allocated in infrannual balance
- 5) Detail if you want to have the detail of the load lines that you are allocating

INV. TO BE ISSUED ALLOCATION

Options

Journal Template Name EXTRA

Journal Batch **FDR**

G/L Account No. 109003

Posting Date 30/06/2020

Autoreverse

Source Order

Filter: Sales Shipment Line > 0 filters set

Filter: Return Receipt Line > 0 filters set

Lines will be generated on posting batch that will have the detail on the No. document of the shipment that is posted and not invoiced and will be reversed; a line will be inserted into the batch the day after the posting date indicated on the report:

EXTRA GENERAL JOURNAL												
Batch Name FDE												✓ S
Manage <input type="button" value="Post"/> <input type="button" value="Dimensions"/> More options												
Posting Date	Operation Occurred Date	Document Type	Document No.	Account Type	Account No.	Description	Debit Amount	Credit Amount	Bal. Account Type	Bal. Account No.	Co	
30/06/2020	30/06/2020		20SVR-00005	G/L Account	401601	"Stanz. Ft. Em. GRADANTI SRL "		386,00	G/L Account	109003		
→ 01/07/2020	01/07/2020		20SVR-00005	G/L Account	401601	"Stanz. Ft. Em. GRADANTI SRL "	386,00		G/L Account	109003		

Allocation

Companies often need to reallocate some accounted amounts on a % basis. For example, a "Cleaning" G/L account might be reallocated on a % basis on the various departments, a Generic Cost Center can be redistributed to different dimension values or to other dimensions.

To do this you need a system that automatically generates dimensional tipping.

You can take advantage of the standard Allocation procedure in periodic journals. The only custom is to integrate the population of the amounts to be overturned.

EXTRA RECURRING GENERAL JOURNAL ✓ SAVED

Batch Name: DEFAULT

Manage | Post | Post and Print | **Enter Allocations Balance** | Allocations | More options

Recurring Method	Recurring Frequency	Posting Date	Document Type	Document No.	Account Type	Corre...	Account No.	Description	Debit Amount	Credit Amount	Allocated Amt. (LCY)
→ RV Reversing Variable	1M	15/06/2020		1	G/L Account	<input type="checkbox"/>	302702	COSTI SDOGANAMENTO VARI	120,00		-120,00
RV Reversing Variable	1M	15/06/2020			G/L Account	<input type="checkbox"/>					0,00

Manage | Line | Account | More options

EDIT - ALLOCATIONS - DEFAULT · REGISTRAZIONI DI DEFAULT

Account No.	Account Name	Gen. Post... Type	Gen. Bus. Posting Group	Gen. Prod. Posting Group	BUSINESS CODICE	Alloc... Quan...	Allocation %	Amount
→ 302702	COSTI SDOGANAMENTO VARI				BIO	0	30,00	-36,00
302702	COSTI SDOGANAMENTO VARI				CHE	0	30,00	-36,00
302702	COSTI SDOGANAMENTO VARI				MED	0	40,00	-48,00
AMOUNT					TOTAL AMOUNT			
AllocationAmount								-36,00
								-120,00

Close

Accruals and Deferral Codes

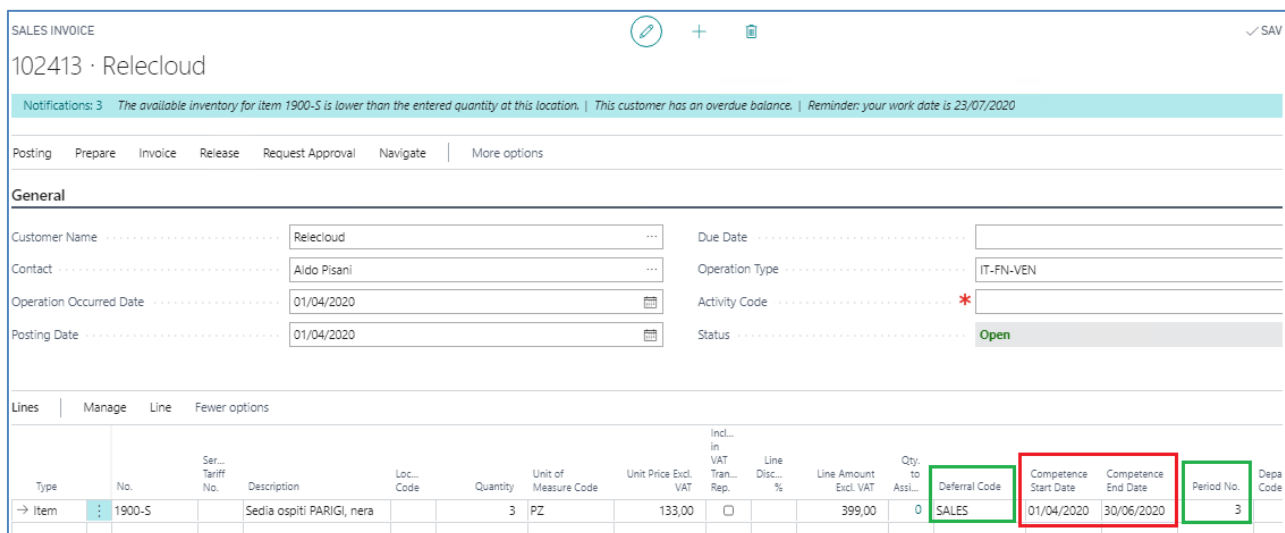
The following procedure is intended to supplement the current management of the "Accrual Codes/Deferral Codes" grain for the use of Accruals and deferral codes. Currently the procedure is not adhered to the practice used in Italy as the writing linked to the document and created directly by the

system in the G/L Movements. Often companies decide to create extra-accountable entries for Accruals & Defferal ; as the latter are ultimately accounted for only with the closing of the year-end. The standard does not allow postings if there are line discounts and invoice discounts on the document preventing the document from being posted. This constraint will not remain post-procedure because the calculation would be made on the base as well as line discounts and invoice discounts (that is, when in the Accounts payable setup the discount posting setup is "No discounts"). In the event, however, that the discounts are integrated with addhoc G/L Accounts, the procedure and the standard calculation applied will be to be reverified. As a standard, there is no possibility of regenerating or creating new scripts.

The need is to create a procedure that, starting from the Deferred/difference Code used in documents or G/L entries, can later, generate skill lines in Extra ledger.

Sales Invoice

You have to enter the start date and end date in the lines. Automatically the system detects the deferral code and the period of competence:



SALES INVOICE 102413 · Relecloud

Notifications: 3 The available inventory for item 1900-S is lower than the entered quantity at this location. | This customer has an overdue balance. | Reminder: your work date is 23/07/2020

Posting Prepare Invoice Release Request Approval Navigate More options

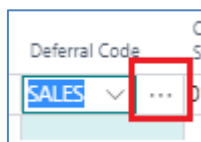
General

Customer Name: Relecloud Due Date:
 Contact: Aldo Pisani Operation Type: IT-FN-VEN
 Operation Occurred Date: 01/04/2020 Activity Code: *
 Posting Date: 01/04/2020 Status: Open

Lines Manage Line Fewer options

Type	No.	Ser... Tariff No.	Description	Loc... Code	Quantity	Unit of Measure Code	Unit Price Excl. VAT	Incl. in VAT	Line Disc. %	Line Amount Excl. VAT	Qty. to Assi.	Deferral Code	Competence Start Date	Competence End Date	Period No.	Depa Code
→ Item	1900-S		Sedia ospiti PARIGI, nera		3	PZ	133,00			399,00	0	SALES	01/04/2020	30/06/2020	3	

If you want to see the calculation you have to access the section of the deferral code:



Rif.: Extracontabile365-v15EN-UserManual.docx

EDIT - DEFERRAL SCHEDULE

Reminder: your work date is 23/07/2020 Use today | Change to... | Turn off reminder

Amount to Defer: 399,00 Posting Date: 01/04/2020
 Calc. Method: User-Defined Start Date Calc. Method: Posting Date
 No. of Periods: 3 Start Date: 01/04/2020

Deferral Schedule Detail | Manage

Posting Date 1	Description	Amount
→ 01/04/2020	:	131,54
31/05/2020		135,92
30/06/2020		131,54
Total Amount to Defer		399,00

FYI: In the deferral code setup you will need to indicate user-defined if you are using start date and end date. If you want the standard calculation, you do not need to specify the start date and end date.

Search Accruals and Deferrals page:

TELL ME WHAT YOU WANT TO DO

def accrua

Go to Pages and Tasks

> Accruals and Deferrals Administration

View Accrual and Deferrals:

ACCRUALS AND DEFERRALS

Reminder: your work date is 23/07/2020 Use today | Change to... | Turn off reminder

102026 Open in Excel More options

Document Type ↑	Document No. ↑	Line No. ↑	Posting Date ↑	Description	Amount	Amount (LCY)	Currency Code	Deferral Account	Schedule Descrip...	Deferral Code	Accrual Account	Original Posting Date	From G/L Account	History	Competence Start Date	Competence End Date
→ 2	20-102026	10000	01/04/2020		131,54	0,00		3130		SALES		01/04/2020	6110	<input type="checkbox"/>	01/04/2020	30/06/2020
2	20-102026	10000	31/05/2020		135,92	0,00		3130		SALES		01/04/2020	6110	<input type="checkbox"/>	01/04/2020	30/06/2020
2	20-102026	10000	30/06/2020		131,54	0,00		3130		SALES		01/04/2020	6110	<input type="checkbox"/>	01/04/2020	30/06/2020

This view is filtered by History to false.

Post:

ACCRUALS AND DEFERRALS

Reminder: your work date is 23/07/2020 Use today | Change to... | Turn off reminder

102026 Open in Excel **Actions** Fewer options

Post

Type ↑	↑	Line No. ↑	Date ↑	Description	Amount
→ 2	:	20-102026	10000	01/04/2020	131,54
2		20-102026	10000	31/05/2020	135,92
2		20-102026	10000	30/06/2020	131,54

If you want to see the movements recorded in extra you can view Extra Logs "G/L Extra Registers":

G/L EXTRA REGISTERS

Reminder: your work date is 23/07/2020 Use today | Change to... | Turn off reminder

Search **General Ledger** Open in Excel

No. ↑	Creation Date	User ID	Source Code	Journal Batch Name	From Entry No.	To Entry No.
1	23/07/2020	BCV163\SONIAR	COGE	DIFFER	1	28
2	27/07/2020	BCV163\ROSAS		DEFAULT	29	40

or you can view entries from posted invoices:

POSTED SALES INVOICE

20-102026 · Relecloud

Reminder: your work date is 23/07/2020 Use today | Change to... | Turn off reminder

Invoice Correct Print/Send Navigate | Actions Navigate Fewer options

General > 20-102026

Lines | **Manage** Line Fewer options

New Line Delete Line **View Posted Accr. & Deferr.**

Type	No.	Service Tariff No.	Tran... Rep.	Description	Quantity	Unit of Measure Code	Unit Price Excl. VAT	Li
→ Item	:	1900-S		Sedia ospiti PARIGI, nera	3	PZ	133,00	

← ACCRUALS AND DEFERRALS ✓ SAVED

✕ Reminder: your work date is 23/07/2020 Use today | Change to... | Turn off reminder

🔍 Search 📄 Open in Excel

Def... Doc. Type	Acc... No.	Document Type	Document No.	Line No.	Posting Date	Des...	Amount
→	:	2	20-102026	10000	01/04/2020		131,54
		2	20-102026	10000	31/05/2020		135,92
		2	20-102026	10000	30/06/2020		131,54

Purchase Invoice

Purchase invoices are subject to the same process as sales invoices. You have to enter the start date and end date in the lines. Automatically the system detects the deferral code and the period of competence:

PURCHASE INVOICE 🔍 + 🗑️

107431 · First Up Consultants

✕ Reminder: your work date is 01/01/2021 Use today | Change to... | Turn off reminder

Invoice Posting Request Approval Incoming Document Release Navigate More options

Posting Date: 30/04/2020 Status: Open

Vendor Invoice No. *

Lines Manage Line Fewer options

Type	No.	Incl... in VAT Tran... Rep.	Description/Comme...	Quantity	Unit of Measure Code	Direct Unit Cost Excl. VAT	Line Amount Excl. VAT	Deferral Code	Competence Start Date	Competence End Date	Period No.
→ Item	1900-S	☐	Sedia ospiti PARIGI...	3	PZ	133,00	399,00	PURCH	01/04/2020	30/06/2020	3

View in Defferal schedule:

EDIT - DEFERRAL SCHEDULE ↶ ↷

✕ Reminder: your work date is 01/01/2021 Use today | Change to... | Turn off reminder

Amount to Defer: 399,00 Posting Date: 30/04/2020

Calc. Method: User-Defined Start Date Calc. Method: Posting Date

No. of Periods: 3 Start Date: 01/04/2020

Deferral Schedule Detail Manage

Posting Date 1	Description	Amount
→ 01/04/2020	:	131,54
31/05/2020		135,92
30/06/2020		131,54

Total Amount to Defer: 399,00



Rif.: Extracontabile365-v15EN-UserManual.docx

Post:

POSTED PURCHASE INVOICE ✓ SAVED

20-108029 · First Up Consultants

✕ Reminder: your work date is 01/01/2021 Use today | Change to... | Turn off reminder

Process Correct Invoice Print/Send Navigate | More options

General > 30/04/2020 4R2345

Type	No.	Service Tariff No.	Incl. in VAT Tran. Rep.	Description	Quantity	Unit of Measure Code	Direct Unit Cost Excl. VAT	Unit Price (LCY)	Line Disc. %	Line Amount Excl. VAT	Job No.	Def. Code	Competence Start Date	Competence End Date	Period No.	Dep. Code
→ Item	1900-5		<input type="checkbox"/>	Sedia ospiti PARIGI, nera	3	PZ	133,00	193,70		399,00			01/04/2020	30/06/2020	3	

View Accrual and Deferrals:

ACCRUALS AND DEFERRALS ✓ SAVED

✕ Reminder: your work date is 01/01/2021 Use today | Change to... | Turn off reminder

Search Open in Excel

Def. Doc. Type	Acc. No. †	Document Type †	Document No. †	Line No. †	Posting Date †	Des...	Amount	Amount (LCY)	Currency Code	Deferral Account	Schedule Description	Deferral Code	Accrual Account	Original Posting Date	From G/L Account
		2	20-108029	10000	01/04/2020		131,54	0,00		3140	107431-Sedia ospiti PARIGI, nera	PURCH		30/04/2020	7110
→		2	20-108029	10000	31/05/2020		135,92	0,00		3140	107431-Sedia ospiti PARIGI, nera	PURCH		30/04/2020	7110
		2	20-108029	10000	30/06/2020		131,54	0,00		3140	107431-Sedia ospiti PARIGI, nera	PURCH		30/04/2020	7110

General Journal

You have to enter the start date and end date in the lines. Automatically the system detects the deferral code and the period of competence:

GENERAL JOURNALS ✓ SAVED

✕ Reminder: your work date is 01/01/2021 Use today | Change to... | Turn off reminder




Batch Name DEFAULT

Manage Process Page Post/Print Line Account | More options

Posting Date	Document No.	Account Type	Account No.	Account Name	Description	Debit Amount	Cre. Am...	Resident	Bal. Account Type	Bal. Acco... No.	Deferral Code	Competence Start Date	Competence End Date	Period No.	Activ
23/07/2020	G00001	G/L Account	010011	Bilancio di apertura	Bilancio di apert...	120,00		Resident	G/L Account	010012	PURCH	30/04/2020	30/06/2020	3	





Navigate

Through the navigate you can see the Deferral & accruals calculated:

NAVIGATE ✓ SAVED   

DOCUMENT

Document No. Posting Date

 Show Related Entries  Find  Print... | More options 








Related Entries	No. of Entries
Posted Purchase Invoice	1
G/L Entry	5
VAT Entry	2
Vendor Ledger Entry	1
Detailed Vendor Ledge. Entry	1
GL Book Entry	3
VAT Book Entry	1
→ Accrual-Deferral	2

Layout

Opposite Balance Sections Mod

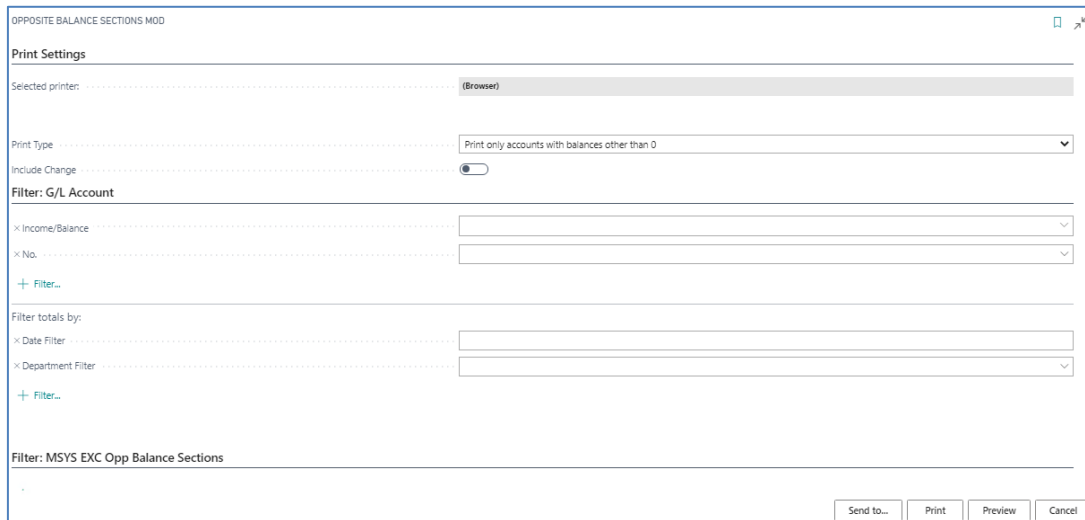
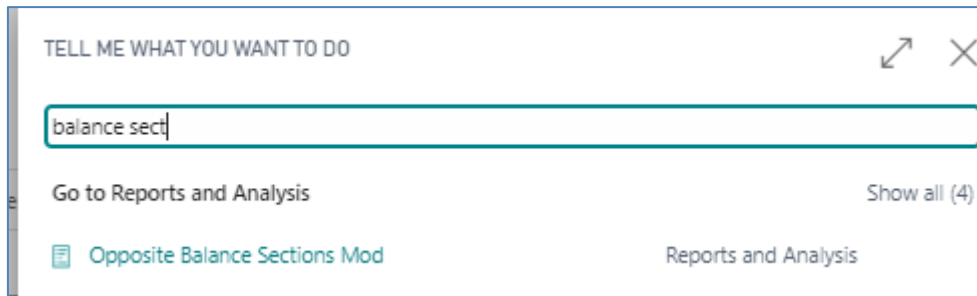
Before launching the report, make sure that the following setup has been entered correctly "Selection Type".

EXTRA CHART OF ACCOUNTS

Search + New  Edit List  Delete  Indent Chart of Accounts  View  Edit  Copy GL Account  G/L Extra Register Page |

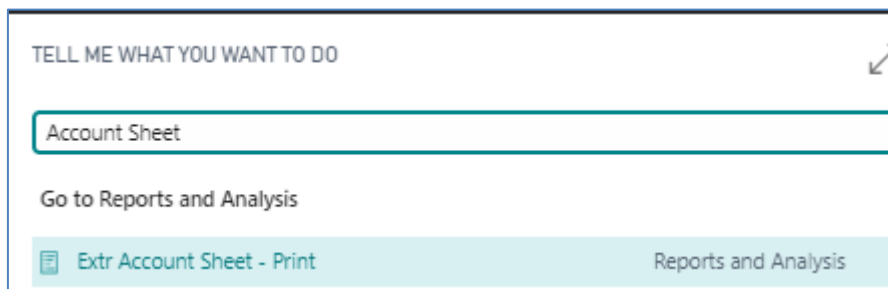
Views	No.	Name	Income/Ba...	Account Type	Section Type	Net Change
All	110000000	A) Crediti v/soci per vers_dov	Balance Sh...	Begin-Total	Active	—
	111100001	soci cto sottoscrizione	Balance Sh...	Posting	Active	—
Filter list by...	119999999	Totale crediti v/soci (A)	Balance Sh...	End-Total	Active	—
Filter totals by...	120000000	B) Immobilizzazioni	Balance Sh...	Begin-Total	Active	—
	121000000	I. Immateriali	Balance Sh...	Begin-Total	Active	—
→	121100001	spese costituzione	Balance Sh...	Posting	Active	—
	121400001	costi di start up	Balance Sh...	Posting	Active	—
	121400002	oneri pluriennali	Balance Sh...	Posting	Passive	—
	121700001	marchi	Balance Sh...	Posting	Cost	—
	121700002	sito web	Balance Sh...	Posting	Revenue	—
	121700003	software	Balance Sh...	Posting	Active	—

This report allows the preparation of the verification balance to opposing sections by integrating the extra movements as well (Include Change).



Extr Account Sheet – Print

This report allows the preparation of the GL Account printing by integrating the extra movements as well.



Choose the type of data to extract: all, extra GL or only G/L:

EXTR ACCOUNT SHEET - PRINT 📄 ↗

Print Settings

Selected printer: (Browser)

Saved Settings

Changes to the options and filters below will be saved only to: 'Last used options and filters'

Use default values from: Last used options and filters ▾

Options

Origin All ▾

Progressive Balance All ▾
G/L
Extra G/L

Filter: G/L Account

× No. ▾

+ Filter...

Filter totals by:

× Date Filter 01/01/20..30/06/20

.....



Rif.: Extracontabile365-v15EN-UserManual.docx

Account Sheet - General Ledger							15. June 2020		
Period: 01/01/20..30/06/20							Page 7		
FORMAZIONE	Via Umberto I, 69		20814	Varedo					
Posting Date No.	Document No.	Document Date	External Document No.	Description	Debit Amount	Credit Amount	Balance	Source Code	
G/L Account: 301601 ACQ. PRODOTTI FINITI BIOGARD									
Progressive Total							0,00		
30/06/20	20CAR-00006	11/06/20		Stanz. Ft. Ric. FORNITORE TEST	17.460,00	50,00	17.460,00		
30/06/20	20CAR-00007	15/06/20		Stanz. Ft. Ric. FORNITORE TEST	50,00	50,00	17.510,00		
Printed Entries Total					17.510,00	100,00	17.410,00		
Printed Entries Total + Progressive Total							17.410,00		